

# PORTACOOL 2017 PRODUCT BROCHURE



COOLING  
GENERATED BY

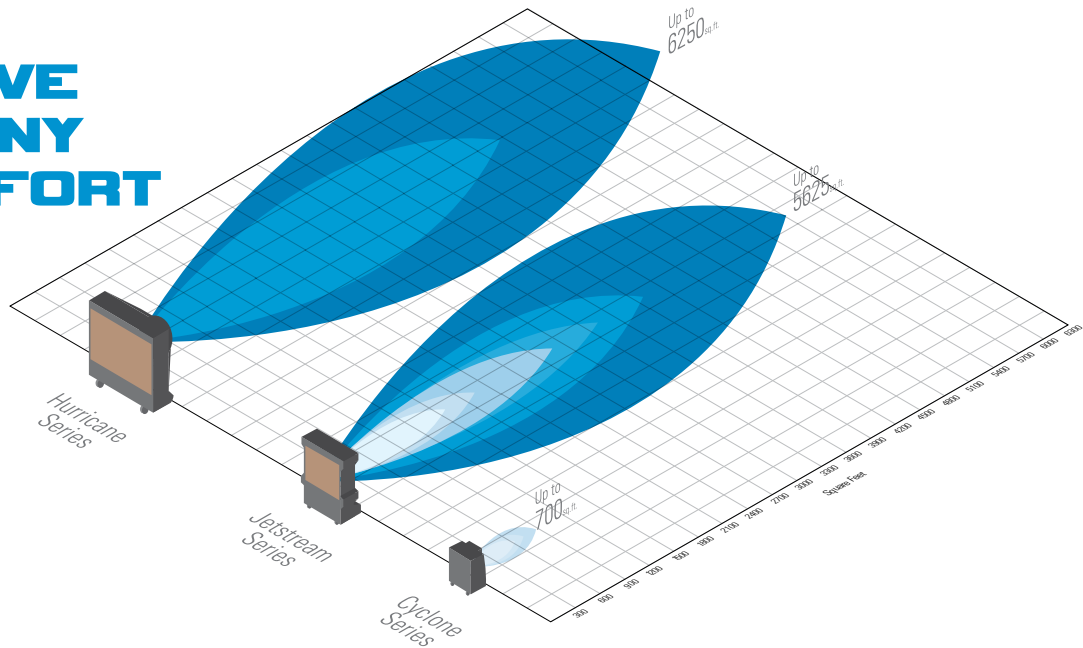
**KUUL**

EXPERIENCE THE KUUL EFFECT™

EVAPORATIVE COOLING MEDIA

# AN EVAPORATIVE COOLER FOR ANY LEVEL OF COMFORT

No matter how big an area you need to cool, Portacool has an evaporative cooling solution.



**MADE IN USA**   
WITH DOMESTIC AND GLOBAL PARTS

## PRODUCTS ARE JUST THE BEGINNING.

At Portacool, LLC, we believe in our products and we want you to as well. That is why we have established the Portacool Protect™ program. Not only do we want to protect you from high temperatures by providing cooling comfort wherever you need it most, we also want to help protect your investment. We stand behind our craftsmanship and we're here to help you. For more than 25 years, Portacool has been a customer-focused company. The Portacool Protect™ program — which comes standard with your Portacool™ portable evaporative cooler — represents quality.

PORTACOOOL  
PROTECT™



Leading warranties  
on evaporative cooler  
motor and electrical  
components



Lifetime warranty  
on all molded  
 housings



Live, U.S.-based  
Customer  
Service



## BETTER EVAPORATIVE COOLING MEDIA MATTERS

KUUL® evaporative media is the most advanced evaporative cooling media on the market and comes standard with every Portacool evaporative cooler we make. The KUUL Effect is a proprietary unit of measure that takes into account volume, velocity and efficiency to illustrate just how much comfort your evaporative cooler will deliver.

The KUUL Effect = Volume + Velocity + Efficiency



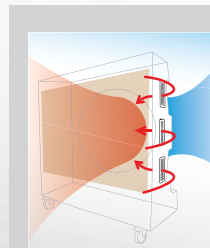





***Left to right: PACHR370, PACJS250, PACJS270, PACJS240, PACJS260***

## PORTACOOOL HURRICANE™

**THE MOST POWERFUL EVAPORATIVE COOLER ON THE MARKET**



### CAT5 AIR BOOSTERS™

Available only in the Portacool Hurricane 370, patent pending Cat5 Air Boosters automatically give an extra boost that will blow away your most challenging hot zones. Cat5 Air Boosters require no extra setup or configuration and come standard with all Portacool Hurricane 370 evaporative coolers.



# HURRICANE SERIES



\*Only available in 240v

## HURRICANE 370 PACHR370

### DESCRIPTION

Our engineers have challenged the laws of physics! This monster evaporative cooler is seriously one-of-a-kind – it is the most powerful variable speed evaporative cooler on the market today. The Hurricane 370 leaves the competition in the dust.

### FEATURES

- Six patent-pending Cat5 Air Boosters
- Low-water shutoff
- Timer and temp sensor
- Digital control operation

<h1>5</h1> <p>Year warranty on motor and electrical components</p>	<h1>∞</h1> <p>Lifetime warranty on all molded housings</p>
--	--

Air delivery	28,500 CFM / 48,421 m <sup>3</sup> /hr	Water reservoir	75 G / 284 L
Velocity	35 mph / 56 kph	Dimensions (in)	93 H x 88 W x 42 D
Amps	20	Dimensions (cm)	236 H x 223 W x 106 D
Speeds	Variable	Weight	415 lb / 188 kg
Cooling capacity	6,250 s.f. / 580 m <sup>2</sup>	<b>KUUL Effect</b>	<b>46</b>



# HURRICANE 3600

## PACHR3600

### DESCRIPTION

Keep your workers cool and productivity high with this heavy-duty evaporative cooler. The unique "tunnel" pattern airflow reaches farther for maximum coverage. Comfortable workers are productive workers.

### FEATURES

- Low-water shutoff
- Timer and temp sensor
- Digital control operation

Air delivery	14,500 CFM / 24,635 m <sup>3</sup> /hr	Water reservoir	67 G / 253 L
Velocity	22 mph / 35 kph	Dimensions (in)	76.5 H x 74.5 W x 35 D
Amps	11.4	Dimensions (cm)	194 H x 189 W x 89 D
Speeds	Variable	Weight	270 lb / 122 kg
Cooling capacity	3,500 s.f. / 325 m <sup>2</sup>	<b>KUUL Effect</b>	<b>27</b>



## PORTACOOOL JETSTREAM™

ENGINEERED TO UP THE COOLING ANTE



HANDLES

WATER ADJUSTMENT

LIQUID LEVEL INDICATOR

GFCI PLUG

DUAL WATER FILL

HEAVY DUTY CASTERS

EXTRA LARGE DRAIN



### LIQUID LEVEL INDICATOR/ PUMP SHUT-OFF

The liquid level indicator in your Jetstream evaporative cooler provides high-reliability monitoring of the water level in the tank. When the level drops below a certain level, the pump will automatically shut off, preventing over heating and protecting your investment.



**JETSTREAM SERIES**



## JETSTREAM 270

### PACJS270

### FEATURES

- Liquid level indicator with automatic pump shutoff
- Large drain allows for easy and effective cleaning

Air delivery	22,500 CFM / 38,227 m <sup>3</sup> /hr	Water reservoir	65 G / 246 L
Velocity	26 mph / 42 kph	Dimensions (in)	90 H x 79 W x 41 D
Amps	20	Dimensions (cm)	229 H x 201 W x 104 D
Speeds	Variable	Weight	375 lb / 170 kg
Cooling capacity	5,625 s.f. / 523 m <sup>2</sup>	<b>KUUL Effect</b>	<b>39</b>

**3**

 Year warranty on  
motor and electrical  
components

 $\infty$ 

 Lifetime warranty  
on all molded  
 housings

# JETSTREAM 260

PACJS260

## FEATURES

- Liquid level indicator with automatic pump shutoff
- Large drain allows for easy and effective cleaning

Air delivery	12,500 CFM / 21,238 m <sup>3</sup> /hr	Water reservoir	60 G / 227 L
Velocity	25 mph / 40 kph	Dimensions (in)	77 H x 67 W x 34.5 D
Amps	15	Dimensions (cm)	195 H x 170 W x 88 D
Speeds	Variable	Weight	267 lb / 121 kg
Cooling capacity	3,125 s.f. / 290 m <sup>2</sup>	<b>KUUL Effect</b>	<b>26</b>

**3**

Year warranty on  
motor and electrical  
components

**∞**

Lifetime warranty on  
all molded  
 housings



JETSTREAM SERIES





## JETSTREAM 250

### PACJS250

#### FEATURES

- Liquid level indicator with automatic pump shutoff
- Large drain allows for easy and effective cleaning

Air delivery	8,500 CFM / 14,441 m <sup>3</sup> /hr	Water reservoir	55 G / 208 L
Velocity	24 mph / 39 kph	Dimensions (in)	70 H x 55 W x 32.5 D
Amps	9.2	Dimensions (cm)	178 H x 140 W x 83 D
Speeds	Variable	Weight	213 lb / 97 kg
Cooling capacity	2,125 s.f. / 197 m <sup>2</sup>	<b>KUUL Effect</b>	<b>21</b>

**3**

Year warranty on  
motor and electrical  
components

**∞**

Lifetime warranty  
on all molded  
 housings

# JETSTREAM 240

## PACJS240

### FEATURES

- Liquid level indicator with automatic pump shutoff
- Large drain allows for easy and effective cleaning

Air delivery	4,500 CFM / 7,645 m <sup>3</sup> /hr	Water reservoir	50 G / 189 L
Velocity	29 mph / 47 kph	Dimensions (in)	61 H x 42 W x 24.5 D
Amps	5.4	Dimensions (cm)	155 H x 107 W x 62 D
Speeds	Variable	Weight	152 lb / 69 kg
Cooling capacity	1,125 s.f. / 140 m <sup>2</sup>	<b>KUUL Effect</b>	<b>17</b>

**3**

Year warranty on  
motor and electrical  
components

**∞**

Lifetime warranty  
on all molded  
 housings



# **PORTACOOOL CYCLONE™**

**POWERFUL AFFORDABLE COOLING TECHNOLOGY**



**DIRECTIONAL LOUVERS**

**WATER LEVEL INDICATOR**

**POWER CORD WITH  
GFCI**

**WATER ADJUSTMENT  
VALVE**

**DUAL WATER FILL**

**EASY ROLL CASTERS**



## **POWER CORD WITH GFCI**

The Portacool Cyclone™ series utilizes a GFCI (Grounded Fault Circuit Interrupter) to help protect users against ground electrical faults, which prevent some fire and electrical shock hazards.



**CYCLONE SERIES**



## CYCLONE 3000

### PAC2KCYCO1

#### FEATURES

- Water Level Indicator
- Low water shutoff
- Water control valve
- Centrifugal air delivery

Air delivery	3,000 CFM / 5,097 m <sup>3</sup> /hr	Water reservoir	16 G / 61 L
Velocity	27 mph / 43 kph	Dimensions (in)	38 H x 29 W x 25 D
Speeds	Two	Dimensions (cm)	97 H x 74 W x 64 D
Cooling capacity	700 s.f. / 65 m <sup>2</sup>	Weight	100 lb / 45 kg
<b>KUUL Effect</b>	<b>14</b>		

**1**

Year warranty on  
motor and electrical  
components

**∞**

Lifetime warranty  
on all molded  
 housings



# CYCLONE 2000

## PACCYCO2

### FEATURES

- Water Level Indicator
- Low water shutoff
- Water control valve
- Centrifugal air delivery

Air delivery	2,000 CFM / 3,398 m <sup>3</sup> /hr	Water reservoir	10 G / 38 L
Velocity	30 mph / 48 kph	Dimensions (in)	31 H x 24 W x 25 D
Speeds	Two	Dimensions (cm)	79 H x 61 W x 64 D
Cooling capacity	500 s.f. / 46 m <sup>2</sup>	Weight	61 lb / 28 kg
<b>KUUL Effect</b>	<b>13</b>		

**1**

Year warranty on  
motor and electrical  
components

**∞**

Lifetime warranty  
on all molded  
 housings





**48" TWO SPEED**



**36" VARIABLE SPEED**



**36" ONE SPEED**




**16" THREE SPEED**

Part #	Description	Cooling (s.f.)	CFM	Total AMPS	Water (G)	Weight (lbs)	Dimensions H X W X D (in)
PAC2K482S	48" Two-Speed	4,000	20,000	12.0	40	345	86 x 74 x 36
PAC2K36HPVS	36" HP Variable Speed	2,650	10,100	11.0	32	200	67 x 62 x 32
PAC2K361S	36" Single-Speed	2,500	9,600	10.8	32	195	67 x 62 x 32
PAC163SVT	16" Three Speed	900	3,900	5.1	42	130	59 x 37.5 x 23



# REPLACEMENT KUUL COMFORT™ EVAPORATIVE MEDIA

KUUL Comfort™ evaporative media is designed exclusively to meet the rigorous performance requirements of Portacool portable evaporative coolers. Made in our Center, Texas, United States manufacturing facility, this media features an exclusive mix of superior raw materials and a proprietary application of geometrical, intelligent design to create the optimal cooling experience. KUUL Comfort evaporative media is the driving force behind our superior cooling performance.



[TheKUULEffect.com](http://TheKUULEffect.com)


# ACCESSORIES

You can purchase replacement parts and accessories for your Portacool® portable evaporative cooler such as protective covers, upgraded casters, hard water treatment, louvers, pre-filters, float switch kit and more.


Accessories are available at [www.portacoolparts.com](http://www.portacoolparts.com) or your local retailer.



**PROTECTIVE COVER**



**FLOAT SWITCH KIT**



**HARD WATER TREATMENT**



# PORTACOOOL®

WHEN COMFORT COUNTS®

**VISIT [PORTACOOOL.COM](http://PORTACOOOL.COM)  
OR CALL 936-598-5651  
FOR MORE INFORMATION**

**PORTACOOOL PARTS AND ACCESSORIES ARE AVAILABLE ONLINE  
AT [WWW.PORTACOOOLPARTS.COM](http://WWW.PORTACOOOLPARTS.COM)  
OR THROUGH YOUR LOCAL DISTRIBUTOR OR RETAIL LOCATION**

PARMKTTLT019

**MADE IN**  
**USA**   
WITH DOMESTIC AND GLOBAL PARTS